

APPLICATIONS



PUMPING DISTANCE

13 m
↑

WARRANTY



SANICUBIC® 2VX
single-phase with
classic control box:
Product Code: 6105VX

Barcode:
EAN 3308815063140

SANICUBIC® 2VX
Single-phase with
SMART control box
Product Code:
6105VXSMART

Barcode:
EAN 3308815076171



Control box
(4m Cable)



SMART control box



Wired, audible
and visual alarm
box (5m cable)



SANICUBIC® 2 VX *Single-phase*

SANICUBIC® 2 VX *Three-phase*



VORTEX impeller
(free passage 50 mm).

**Direct and secure access
to the motors and level sensors.**

Floor-standing device for
easy installation
and maintenance.

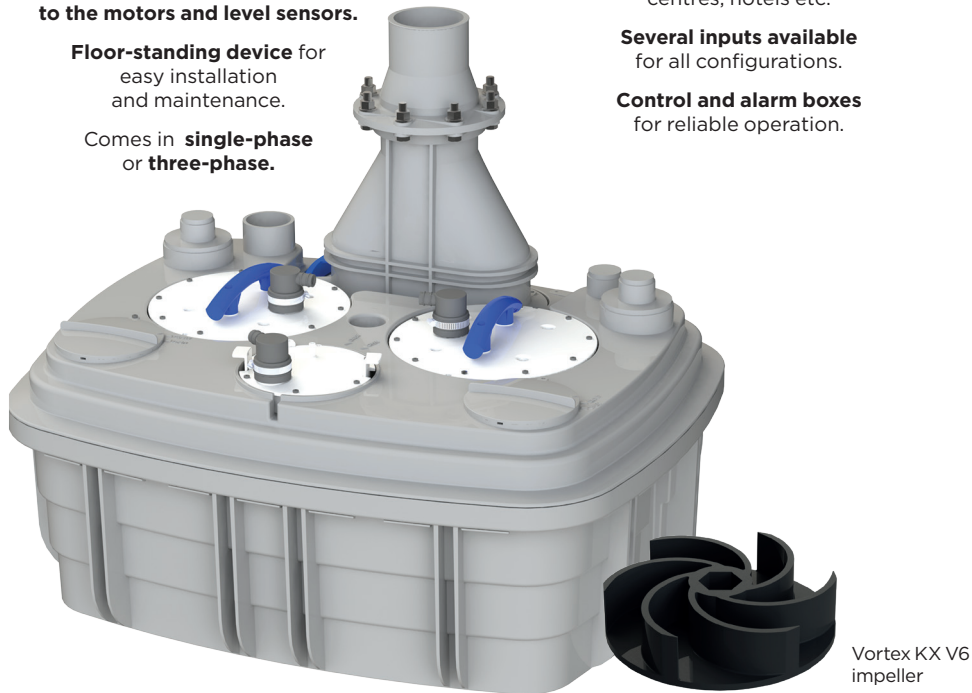
Comes in **single-phase**
or **three-phase**.



**Two motors for more
intense use:** ideal for public buildings,
restaurants, schools, shopping
centres, hotels etc.

Several inputs available
for all configurations.

Control and alarm boxes
for reliable operation.



Vortex KX V6
impeller

ACCESSORIES

**The stop valve for
evacuation DN100:
Especially for
SANICUBIC® 2 VX**
Product Code: DN100XL
Barcode: EAN 3308815066820



ACTIVATED CARBON FILTER

Neutralises odours.
Can be used with SANICUBIC®
Product Code: FILTRECUBICXLSFA
Barcode: EAN 3308815076867



ISOLATION VALVES

Guillotine valves for inlet pipes
In order to comply with the regulations and to
facilitate maintenance operations, isolation valves
must be installed on the black water inlets as well
as on the discharge pipe.

ACCESSORIES

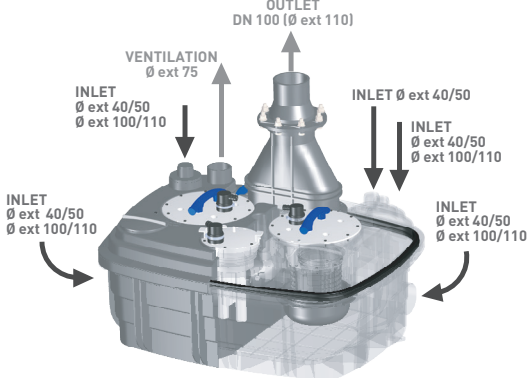
For pipe
50 mm diameter
DN50
Product Code: 1109
Barcode:
EAN 3308815061030



For pipe 110 or
100mm diameter
DN100
Product Code: 1107
Barcode:
EAN 3308815061023



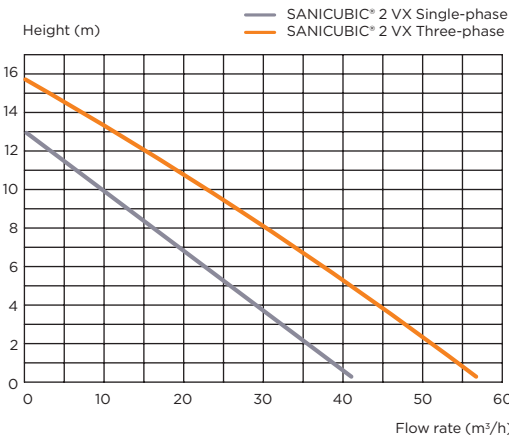
SEMI-TRANSPARENT VIEW



TECHNICAL FEATURES

Tank volume	120 l
Ø Inlet	• 1 entry DN 40/50 (Ø ext 40/50 mm) • 4 entries DN 40/50/100/110 (Ø ext 40/50/100/110 mm)
Ø Discharge pipework	DN 100 (Ø ext 110)
Ø Ventilation	75 mm
Maximum incoming water temperature	70°C intermittently (5 mins max)
Possible connections	Sewage water from several toilets, grey water from bathroom, kitchen, utility room
Free passage	50 mm
Flow rate	Single-phase: 40 m³/h Three-phase: 55 m³/h
Maximum height (Q=0l/min.)	Single-phase: 13 m Three-phase: 17 m
Maximum recommended height	Single-phase: 6 m (DN100) and 10 m (DN80) Three-phase: 11 m (DN100) 14 m (DN80)
Voltage	Single-phase: 220-240V / 50 Hz three-phase: 230-400V / 50Hz
Motor power	Single-phase: 2 x 2000 W Three-phase: 2 x 3500 W
Maximum current	Single-phase: 16 A Three-phase: 12 A
On/off level	166/100 mm
Alarm level	240 mm
Weight (including accessories)	Single-phase: 59 kg Three-phase: 60 kg
IP rating	IP68
IP rating of control box	IPX4
Electrical class	Single-phase or three-phase

PUMP CURVE



PACKAGING

Lifting station with 2 motors
2 Integrated non-return valves
Alarm box
Control box
GTB connectors: dry contact for alarm

APPLICATIONS



PUMPING DISTANCE

17 m
↑

WARRANTY



SANICUBIC® 2 VX
three-phase with
classic control box
Product Code:
6305VX

Barcode:
EAN 3308815074689

SANICUBIC® 2 VX
three-phase with
SMART control box
Product Code:
6305VXSMART

Barcode:
EAN 3308815076188



Control box
(4m Cable)



SMART
control box



Wired, audible and visual
alarm box (5m cable)