

## Low Suction Pump with Automatic Level Sensor for Flood Protection

### Sensoflat C 237 WF

#### Application

Automatic drainage at low water level from 5 mm to prevent flooding in rooms without pump pit or floor drain, e. g. by flood water, rain, defective water pipe or defective washing machine. The level sensor starts the pump automatically at a water level of 5-mm and pumps down to 2 mm remaining level. The water jacket cooled motor with the top discharge protects the motor against overheating even during sip operation.

Installation: Permanent or transportable.

Pumped liquid: Clear water or drainage water containing soft solids with a maximum diameter of 4 mm. Max. liquid temperature: 35°C, short term up to 60°C.

Operation: Intermittent.

#### Design

Fully submersible drainage pump consisting of:

Pump: Single stage centrifugal pump with vertical discharge BSP 1" M.

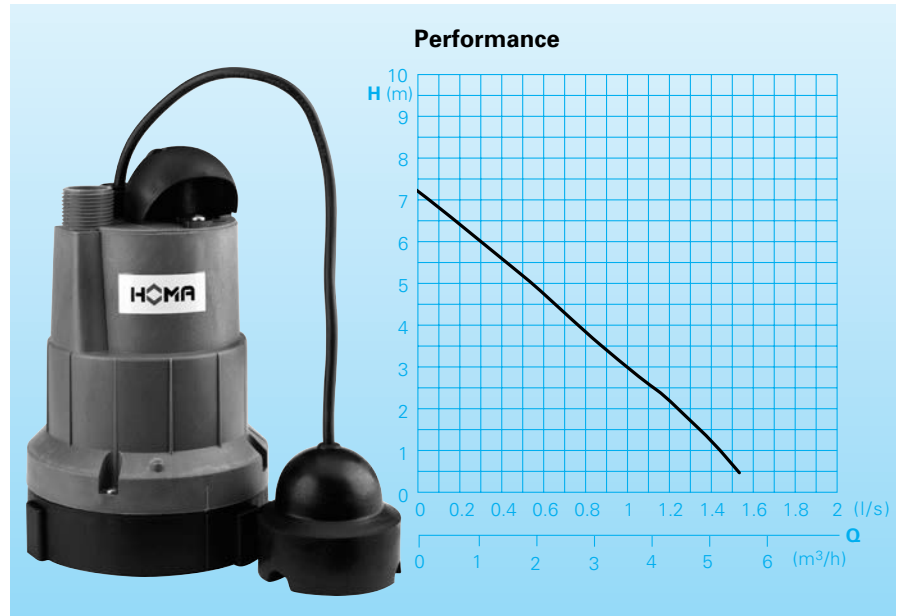
Impeller: Open multi-channel impeller, spherical clearance 4 mm.

Motor: Fully submersible, pressure tight electric motor. Stainless steel motor housing. Insulation class F. Motor protection IP 68. Thermal sensors imbedded in the motor winding.

Shaft/bearing: Large diameter stainless steel rotor shaft, pre-lubricated bearings.

Seals: Triple lip-seal combination.

Protected by german patent.



#### Technical Data

Pump type	Motor-input P <sub>1</sub> (kW)	Motor-output P <sub>2</sub> (kW)	Voltage 50 Hz (V)	Nominal current (A)	Cable type	Weight (kg)
C 237 WF	0,27	0,2	230/1Ph	1,5	H05RN-F3G1	4,2

Speed: 2900 rpm

Discharge: BSP 1" M

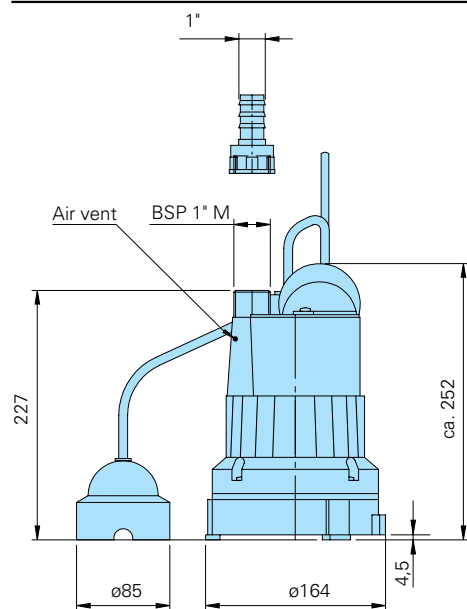
#### Materials:

Motor housing, motor shaft, screws	Stainless steel
Suction sieve, Pump housing	Wear resistant synthetic material (composite)
Impeller, pressure cover	Glass-fibre, reinforced synthetic material (composite)
Elastomere	NBR

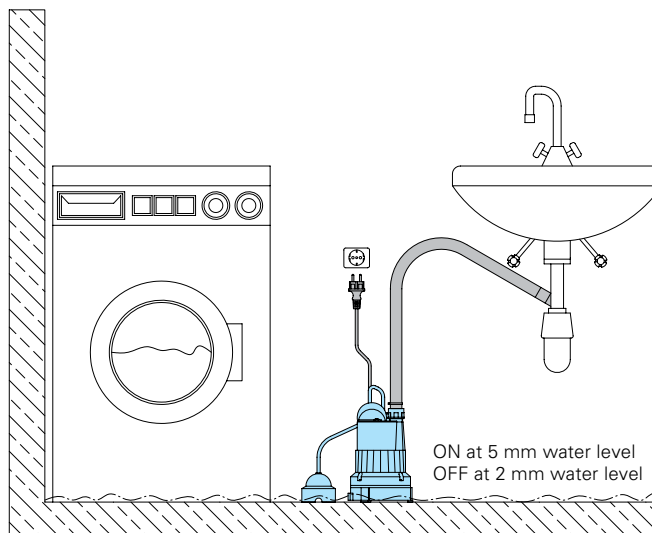
#### Equipment supplied

Pump with level sensor, 10 m of cable and plug.

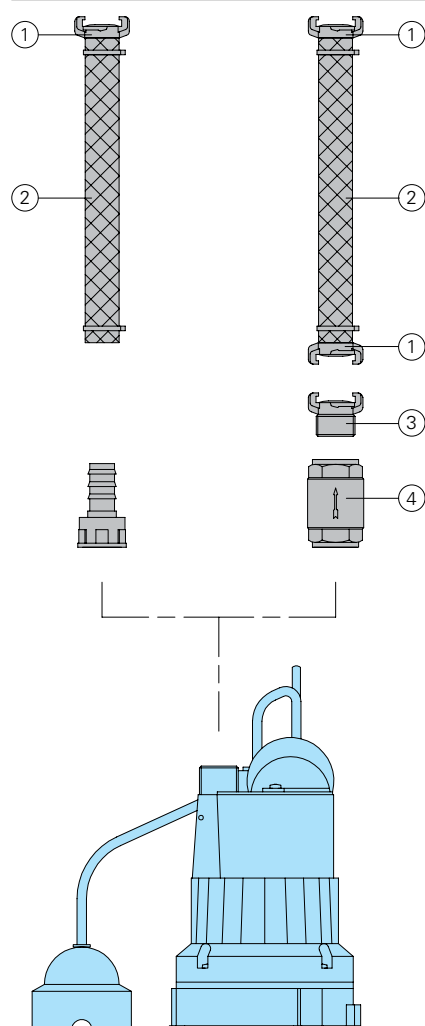
## Dimensions and Installations



all dimensions in mm



## Accessories



Part Description	Dimension	Part. No.
① Brass hose coupling	BSP 1"	2003313
② PVC hose, per m	1" Ø 25 mm	2621000
Reinforced hose, per m	1" Ø 25 mm	2632025
Hose band	3/4" - 1"	2302330
③ Brass fixed coupling	BSP1" M	2005313
④ Brass check valve	BSP1" F	2009026
○ HOMA 2 poles earth leakage circuit breaker Fi 16/0,03 A		1561160

**HOMA**  
P U M P T E C H N O L O G Y

HOMA Pumpenfabrik GmbH  
P.O.Box 22 63, D-53814 Neunk.-Seelscheid  
Tel. +49 (0) 22 47/702-0, Fax +49 (0) 22 47/702-44  
e-mail: [info@homa-pumpen.de](mailto:info@homa-pumpen.de)  
[www.homapumps.com](http://www.homapumps.com)